



MINISTRY OF MINING
AND HEAVY INDUSTRY

MONGOLIAN POTENTIAL AS A COMMODITY SUPPLIER IN THE GREEN TRANSITION ERA

UYANGA Bold, PhD

Director-general for
GEOLOGICAL POLICY
DEPARTMENT

2022-06-21

MINERALS SECTOR TO THE MONGOLIAN ECONOMY

* Q3 2021, National Statistics Office of Mongolia



24%



67%



76%



93%

THE NEW REVIVAL POLICY aims to encourage Mongolia's post-pandemic recovery by opening up the country to domestic and foreign investment

GEOLOGICAL RESEARCH, EXPLORATION

↻ for EXPORT

Gold extraction
(Mongol Bank statistics)

Steel products

▼ **2021**

Paper-based tenement tendering process

~ 1 mil.ha

▼ **2021**

Copper concentrate

1.3 Mt

Copper cathode

9.8 Kt

Metallurgical Coal

16.1 Kt

Processed coal

6.6%

Gold

20.8 t

▼ **2021**

Petroleum products

1.76 Mt
/imported/

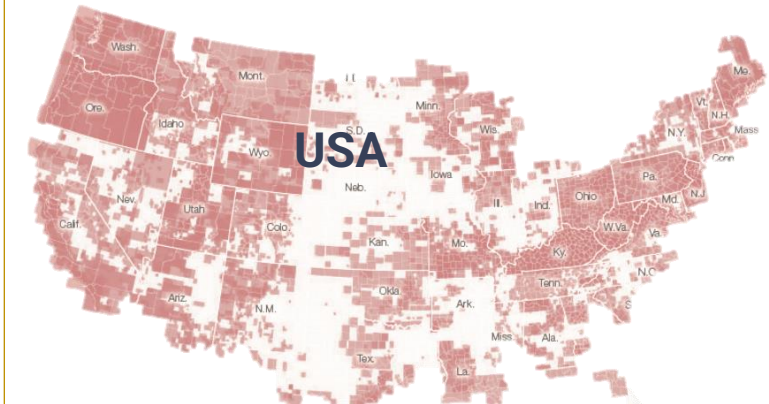
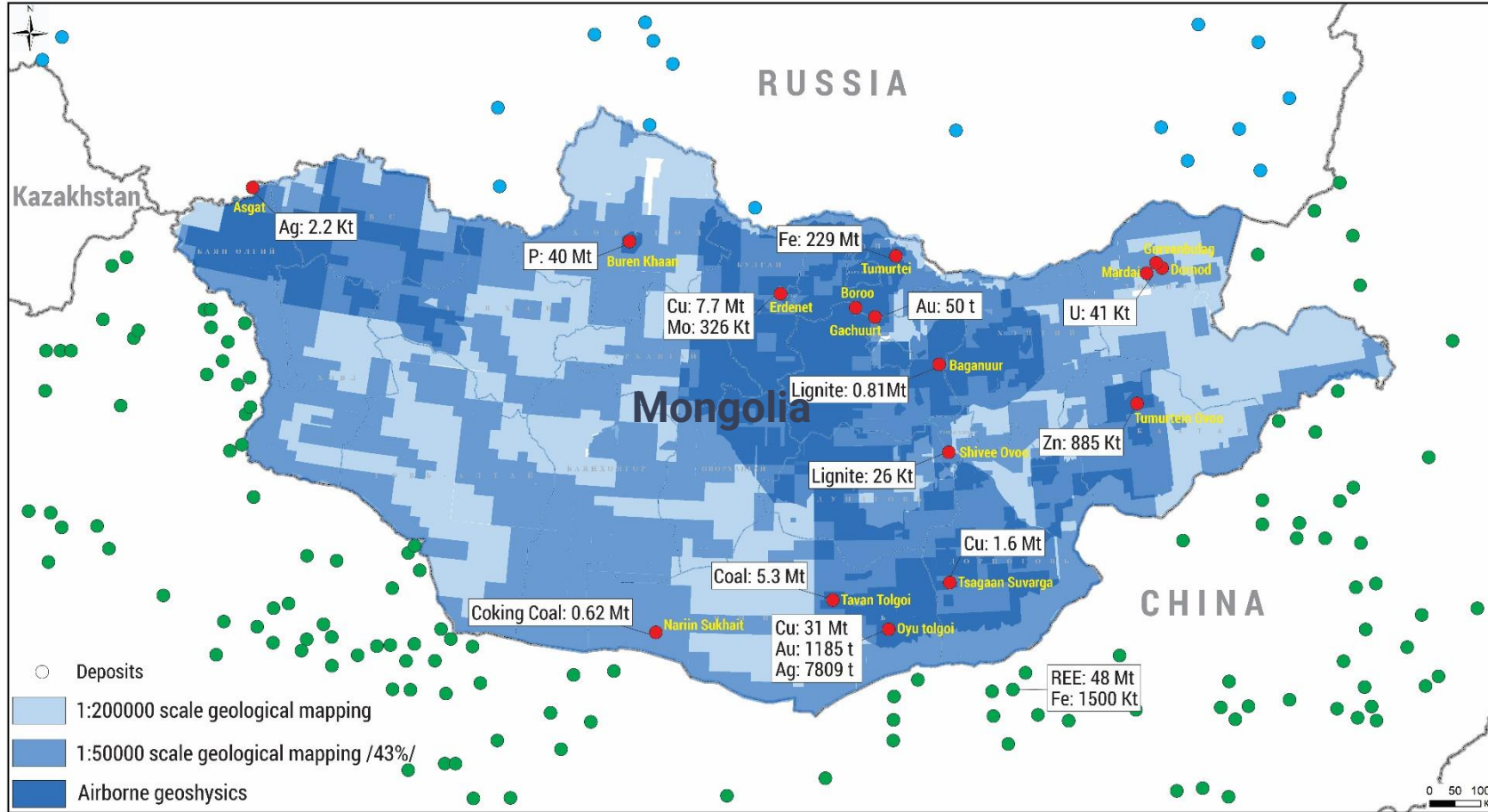
Steel products

572 Kt
/imported/

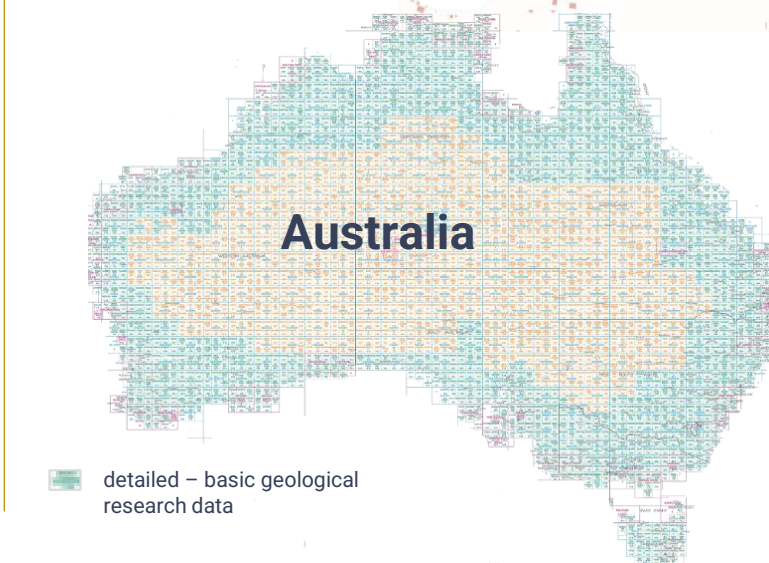
↻ for DOMESTIC USE



MONGOLIAN GEOLOGY: BASIC GEOLOGICAL RESEARCH WORK




■ detailed – basic geological research data

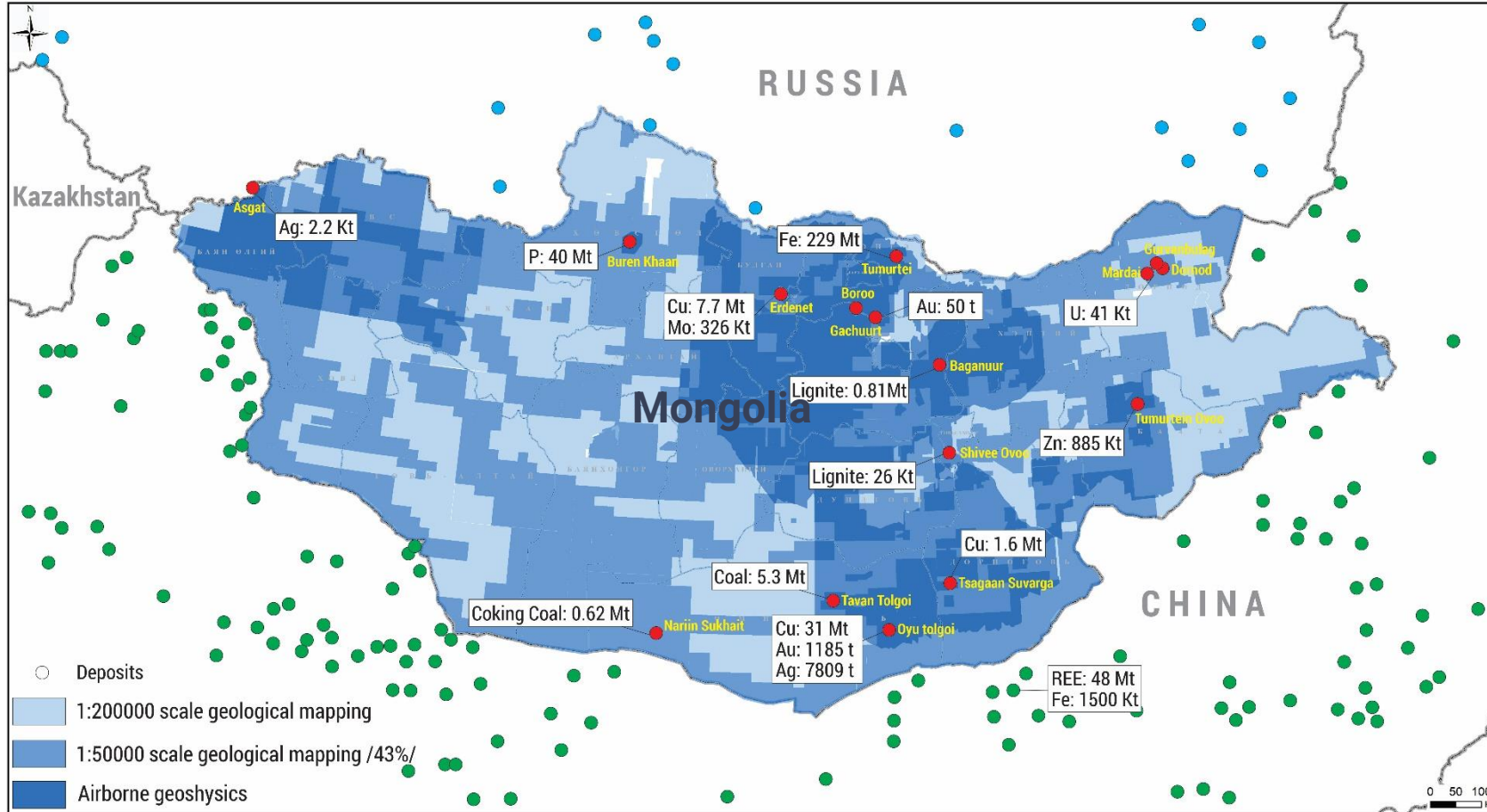


■ detailed – basic geological research data

Basic geological mapping – needs re-interpretation 

Research data - Needs re-check with technological advancement 

MONGOLIAN GEOLOGY: BASIC GEOLOGICAL RESEARCH WORK





STATE REVENUE

TOTAL
13,362.3
billion ₮

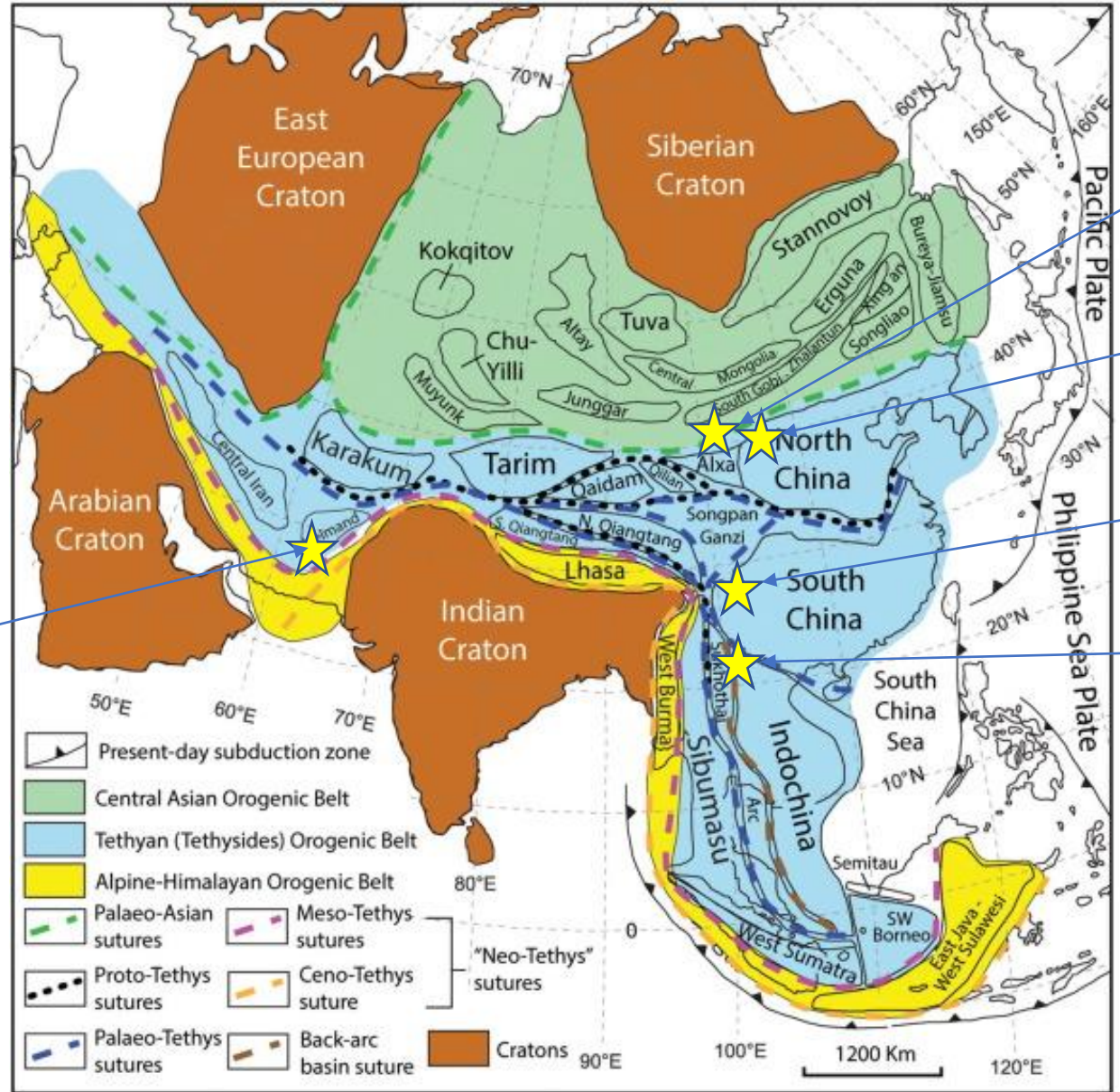
4,114.4 billion ₮
29.6%

MINERAL RESOURCES

	Copper (mil.tn)	57
	Coal (bil.tn)	33.2
	Iron (bil.tn)	1.2
	Gold (tn)	490
	Fluorspar (mil.tn)	48.3
	Crude oil (mil.tn)	332.6



Tectonics of REE deposits



Khanneshin REE deposit,
Afghanistan
REOs 1.29 Mt

South Gobi REE deposits,
Mongolia

Bayan Obo REE deposit, China
REE 48 Mt, Fe 1500 Kt

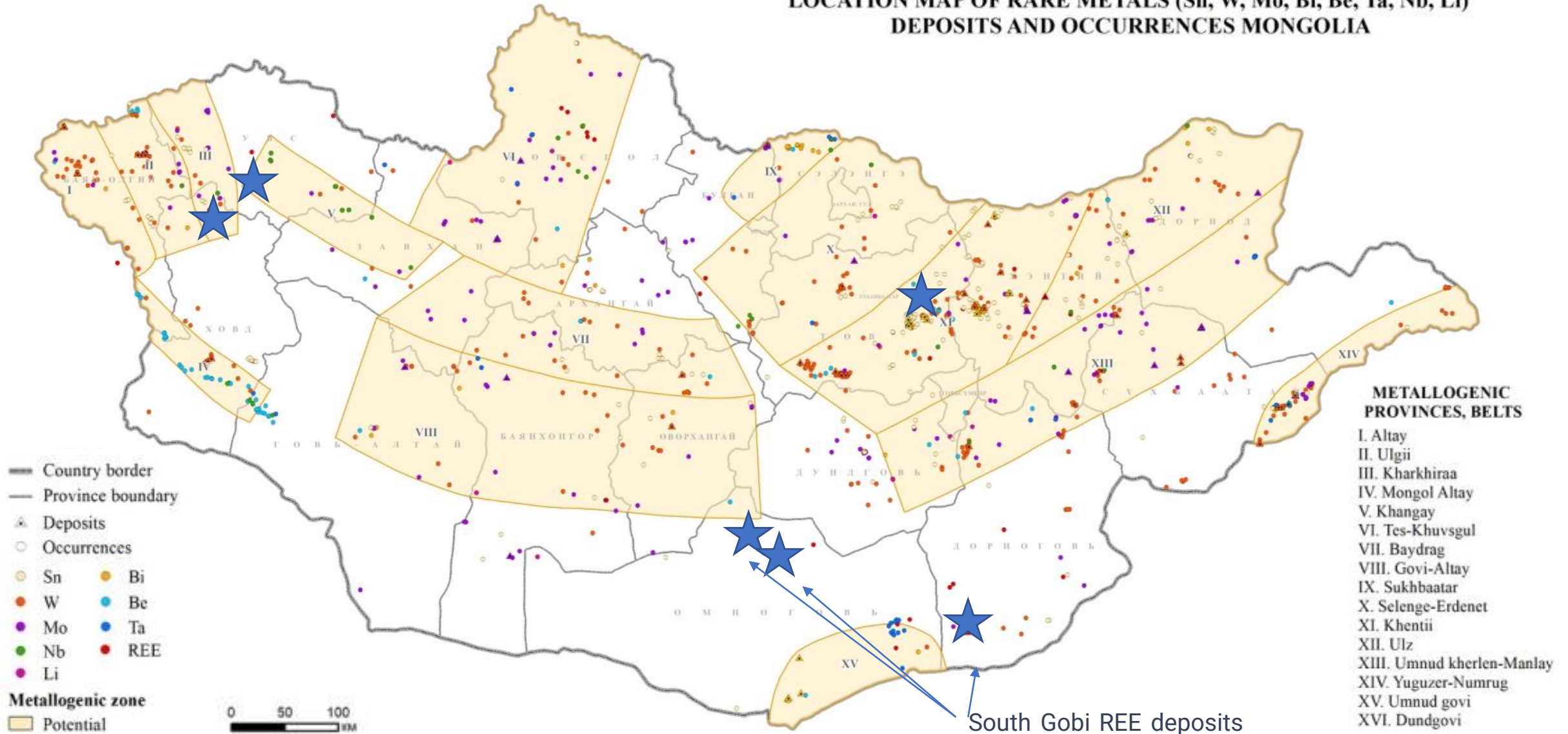
Mianning-Dechang Belt, China
> REOs 3.7 Mt

Nam Xe REE deposit, Vietnam
REOs 7.8 Mt

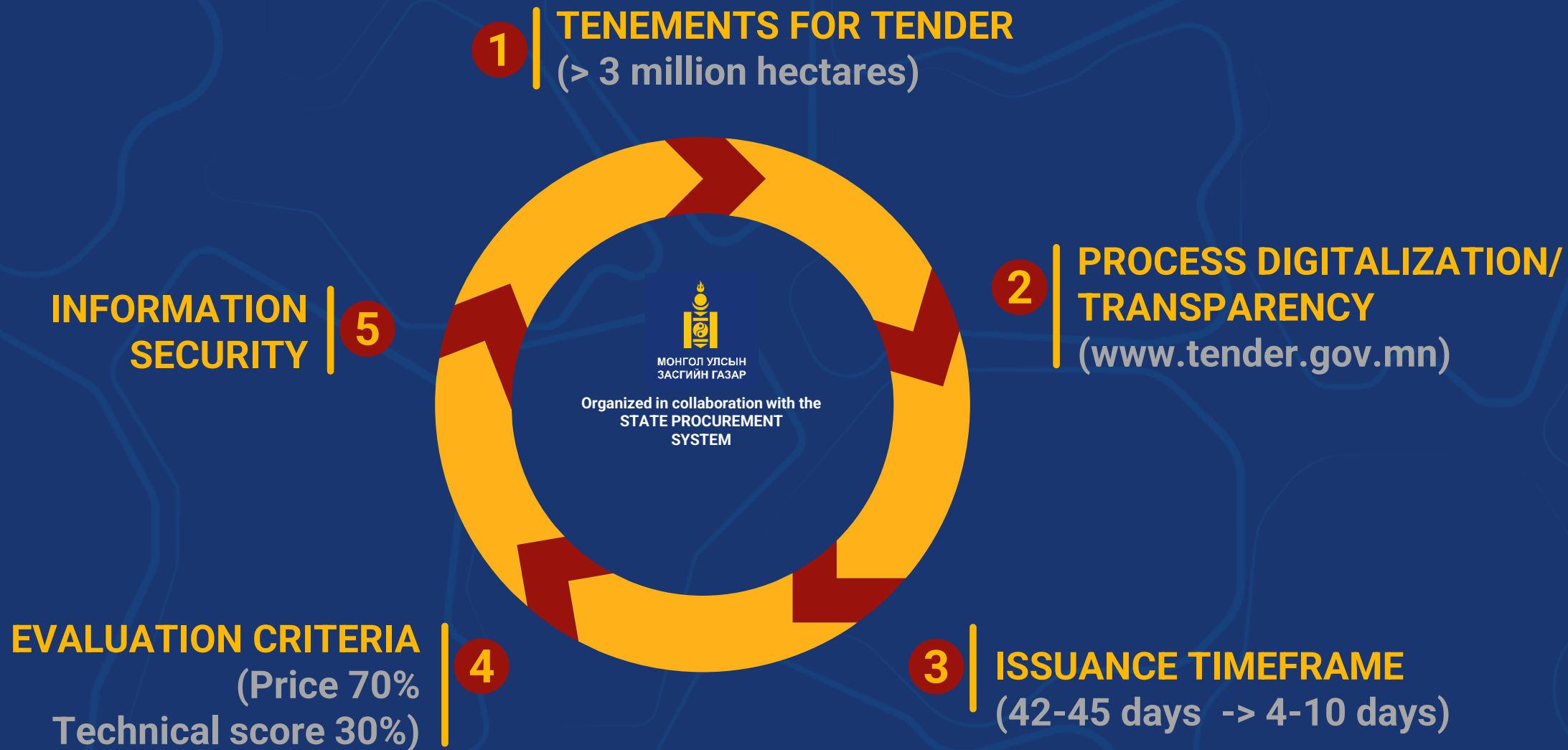
Tectonic map of Asia
from Metcalfe (2021)
Gondwana Research

EMPHASIS ON HIGH-TECH MINERALS (REE, Battery minerals)

LOCATION MAP OF RARE METALS (Sn, W, Mo, Bi, Be, Ta, Nb, Li)
DEPOSITS AND OCCURRENCES MONGOLIA



REGULATION on MINERAL EXPLORATION TENEMENT TENDERING PROCESS





УУЛ УҮРХАЙ,
ХҮНД ҮЙЛДВЭРИЙН ЯАМ

“ЭРДЭС БАЯЛАГ-ЦАХИМ ШИЛЖИЛТ”

ГЕОЛОГИ ЭРДЭС
БАЯЛГИЙН
МЭДЭЭЛЛИЙН
СИСТЕМҮҮД

🔍 ЭРДЭС БАЯЛГИЙН
МЭРГЭЖЛИЙН ЗӨВЛӨЛ

📄 КАДАСТРЫН
ЦАХИМ СИСТЕМ

📄 ТУСГАЙ ЗӨВШӨӨРӨЛ





GEOLOGICAL RESEARCH, EXPLORATION



for EXPORT



Gold extraction
(Mongol Bank statistics)



for DOMESTIC USE



Steel products

2021

Paper-based tenement tendering process

~ 1 mil.ha

2021

Copper concentrate

1.3 Mt

Copper cathode

9.8 Kt

Metallurgical Coal

16.1 Kt

Processed coal

6.6%

Gold

20.8 t

2021

Petroleum products

1.76 Mt
/imported/

Steel products

572 Kt
/imported/

NEW REVIVAL POLICY

www.tender.gov.mn
(2022)

> 3 mil.ha
/annually/

NEW REVIVAL POLICY

Copper concentrate
(2025)

2.1 Mt

Copper cathode
(2025)

422.5 Kt

Metallurgical Coal
(2024)

50 Mt

Processed coal

30%

Gold (2024)

24 t

Steel (2025)

500 Kt

NEW REVIVAL POLICY

Petroleum products

1.33 Mt
/domestically/

Steel products

630 Kt
/domestically/

THANK YOU

Always open to COLLABORATION!

